

Multi Scanning Type

Automatic indication of 5 temperature inputs

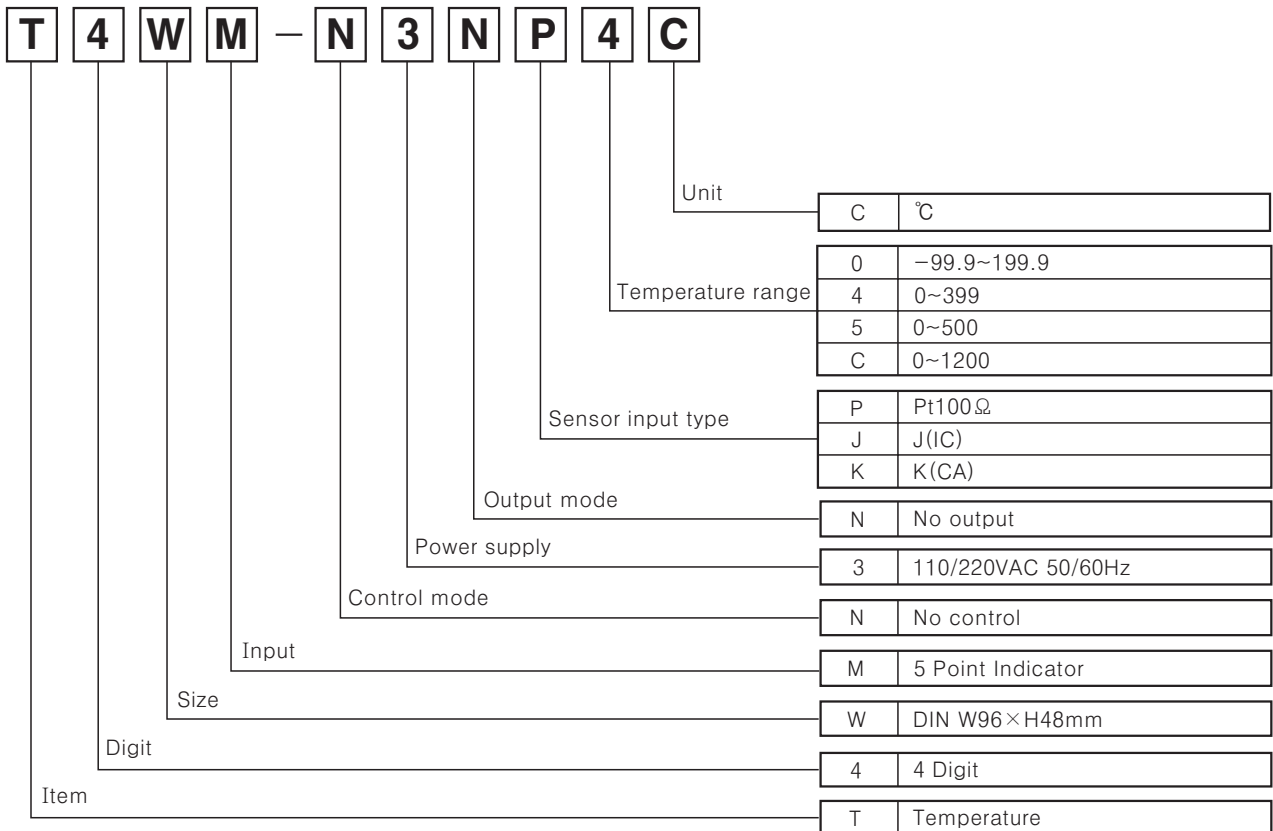
■ Features

- Indication type only
- High accuracy measurement : F · S ±0.5%
- 5 Point temperature measurement
- Automatic or manual display of temperature in each point



⚠ Please read "Caution for your safety" in operation manual before using.

■ Ordering information



※ Please check the range of temperature when select model. (Please see C-47 page)

(A)
Counter

(B)
Timer

(C)
Temp.
controller

(D)
Power
controller

(E)
Panel
meter

(F)
Tacho/
Speed/
Pulse
meter

(G)
Display
unit

(H)
Sensor
controller

(I)
Proximity
sensor

(J)
Photo
electric
sensor

(K)
Pressure
sensor

(L)
Rotary
encoder

(M)
5-Phase
stepping
motor &
Driver &
Controller

T4WM

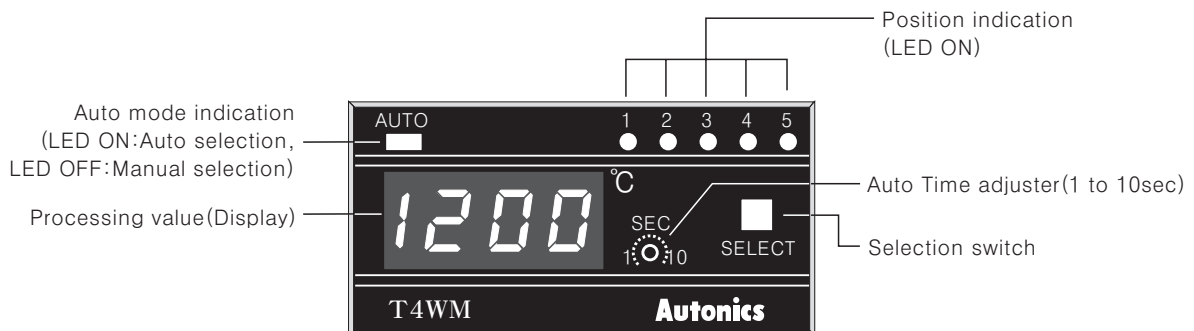
Temperature range for each sensor

Model	T4WM		
Sensor input type	Thermocouples		RTD
	J(IC)	K(CA)	Pt100Ω
(°C/°F)			
Standard scale range	500°C	1200°C	199.9°C, 399°C, -99.9°C

Specifications

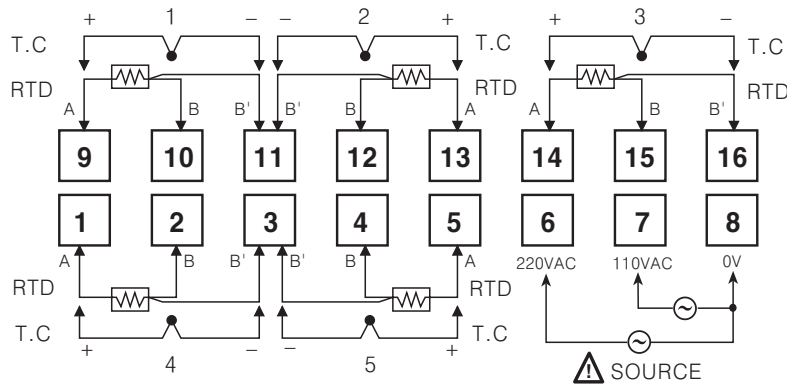
Model	T4WM	
Power supply	110/220VAC 50/60Hz	
Allowable voltage range	90 ~ 110% of rated voltage	
Power consumption	3VA	
Display method	7Segment LED Display	
Character size	W9.8×H14.2mm	
Display accuracy	F · S ± 0.5% rdg ± 1digit	
Input sensor	• Thermocouples : K(CA), J(IC) • RTD : Pt100Ω	
Input line resistance	• Thermocouples : Max. 100Ω • RTD : Max. 5Ω per a wire	
Available sensor quantity	• Thermocouple : Max. 5pcs • RTD : Max. 5pcs	
Insulation resistance	Min. 100MΩ (at 500VDC)	
Dielectric strength	2000VAC 50/60Hz for 1 minute	
Noise strength	± 1kV the square wave noise (pulse width:1μs) by the noise simulator	
Vibration	Mechanical	0.75mm amplitude at frequency of 10 ~ 55Hz in each of X, Y, Z directions for 1 hour
	Malfunction	0.5mm amplitude at frequency of 10 ~ 55Hz in each of X, Y, Z directions for 10 minutes
Shock	Mechanical	300m/s ² (Approx. 30G) 3 times at X, Y, Z direction
	Malfunction	100m/s ² (Approx. 10G) 3 times at X, Y, Z direction
Ambient temperature	-10 ~ +50°C (at non-freezing status)	
Storage temperature	-25 ~ +65°C (at non-freezing status) □	
Ambient humidity	35 ~ 85%RH	
Weight	Approx. 322g	

Front panel identification



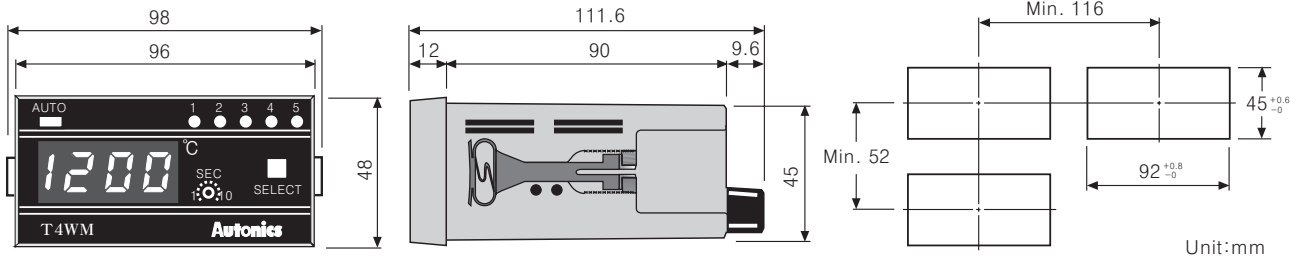
Multi Scanning Type

Connections



※RTD(Resistance Temperature Detector) : Pt 100Ω (3-wire type) ※Thermocouple : K, J

Dimensions



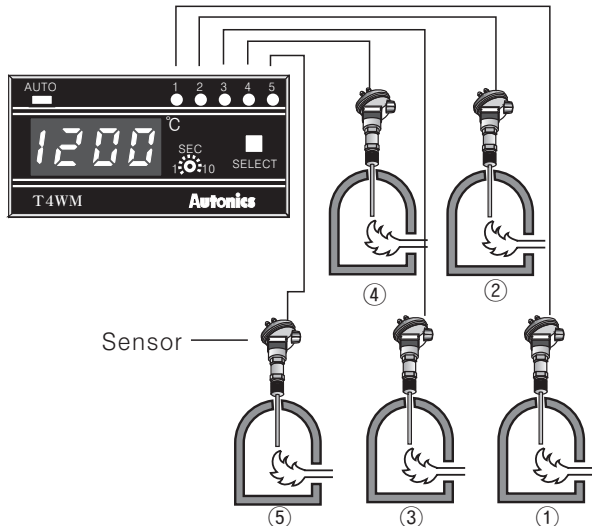
Mode selection

Manual selection and Automatic selection

Manual	Select switch	Auto
Sensor number is flickering by one touch (Auto LED : OFF)		Auto lamp will be ON by pressing for 3sec. then run

Manual function

- Each time the select switch is pressed, the LED of selected sensor number is flickering and display shows the temperature of that sensor.



Auto function

- Each temperature of sensor will be displayed automatically for setting time of Auto time.
- Auto time can be adjustable from 0 to 10sec.
- When it is operating as Automatic function, Auto LED will be ON .

Selection of input sensor number by internal DIP switch

- Max. 5 different sensors can be connected but do not use thermocouple and PT100Ω together.

Sensor	2	3	4	5
DIP S/W	ON 3 2 1 OFF	ON 3 2 1 OFF	ON 3 2 1 OFF	ON 3 2 1 OFF

Memory retention

When the power fails, the data value will be preserved for 3 months.
(But the battery must be charged full)

(A) Counter

(B) Timer

(C) Temp. controller

(D) Power controller

(E) Panel meter

(F) Tacho/ Speed/ Pulse meter

(G) Display unit

(H) Sensor controller

(I) Proximity sensor

(J) Photo electric sensor

(K) Pressure sensor

(L) Rotary encoder

(M) 5-Phase stepping motor & Driver & Controller